


(51021/1.25) 型条形连接器

Pressure Welding Bar Connector

间距 Pitch: 1.25mm(.049")



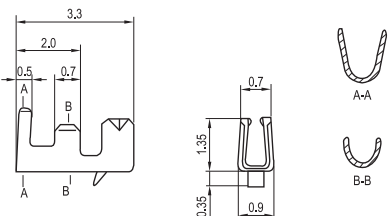
技术参数 Specifications

- 线数 Poles: 2~15
- 适用线规 Applicable wires: AWG32#~28#
- 适应基板厚度 Applicable PC board thickness: 0.8mm
- 温度范围 Temperature range: -25℃~85℃
- 额定电压 Voltage rating: 50V.Ac/Dc
- 额定电流 Current rating: 1A
- 接触电阻 Contact resistance: $\leq 0.02\Omega$
- 绝缘电阻 Insulation resistance: $\geq 500M\Omega$
- 耐压 Withstand voltage: 500V.Ac/1min
- 材料 Material:
 - 孔座 Housing: 尼龙(PA66) UL94V-2(0)
 - 针座 Wafer: 尼龙(PA66) UL94V-2(0)
 - 端子 Terminal: 磷青铜 Phos.bronze Tin/plated

端子 Terminal

型号 Type	适用线规 Applicable wires		电线外径 O.D of wire ins mm
	mm ²	AWG#	
1.25-PT	0.032~0.08	32~28	0.5~1.0

1.25-PT



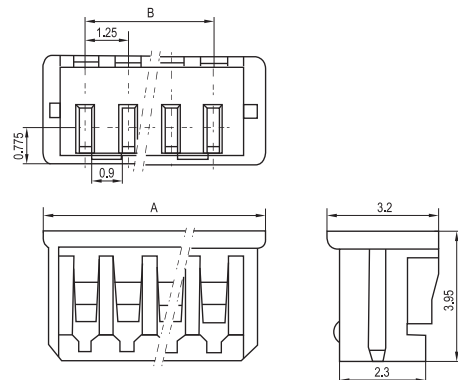
孔座 Housing

线数 Poles	型号 Type	尺寸 Dimensions(mm)	
		A	B
2	1.25-2Y	4.25	1.25
3	1.25-3Y	5.50	2.50
4	1.25-4Y	6.75	3.75
5	1.25-5Y	8.00	5.00
6	1.25-6Y	9.25	6.25
7	1.25-7Y	10.50	7.50
8	1.25-8Y	11.75	8.75
9	1.25-9Y	13.00	10.00
10	1.25-10Y	14.25	11.25
11	1.25-11Y	15.50	12.50
12	1.25-12Y	16.75	13.75
13	1.25-13Y	18.00	15.00
14	1.25-14Y	19.25	16.25
15	1.25-15Y	20.50	17.50

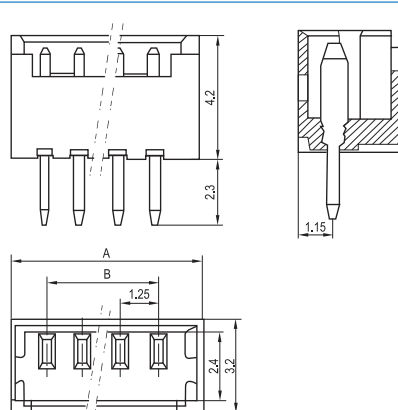
针座 Wafer

线数 Poles	型号 Type		尺寸 Dimensions(mm)	
	直式(180°)	弯式(90°)	A	B
2	1.25-2A	1.25-2WA	4.25	1.25
3	1.25-3A	1.25-3WA	5.50	2.50
4	1.25-4A	1.25-4WA	6.75	3.75
5	1.25-5A	1.25-5WA	8.00	5.00
6	1.25-6A	1.25-6WA	9.25	6.25
7	1.25-7A	1.25-7WA	10.50	7.50
8	1.25-8A	1.25-8WA	11.75	8.75
9	1.25-9A	1.25-9WA	13.00	10.00
10	1.25-10A	1.25-10WA	14.25	11.25
11	1.25-11A	1.25-11WA	15.50	12.50
12	1.25-12A	1.25-12WA	16.75	13.75
13	1.25-13A	1.25-13WA	18.00	15.00
14	1.25-14A	1.25-14WA	19.25	16.25
15	1.25-15A	1.25-15WA	20.50	17.50

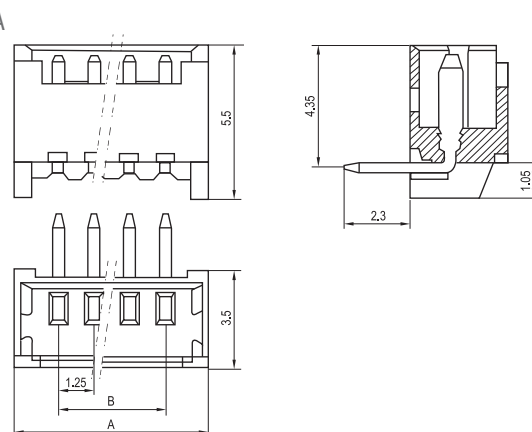
1.25-Y



1.25-A



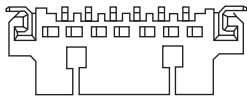
1.25-WA



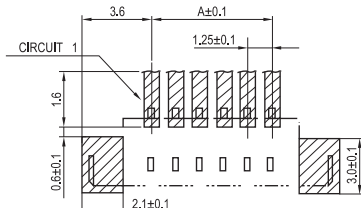
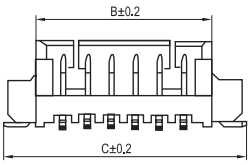
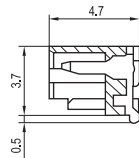
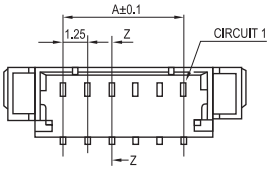
(51021/1.25) 型条形连接器 Pressure Welding Bar Connector



1.25-PB

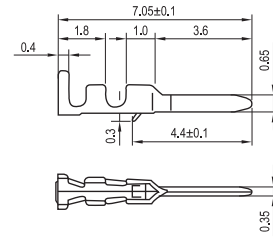


A=(n-1)x1.25
B=A+3
C=A+6.4

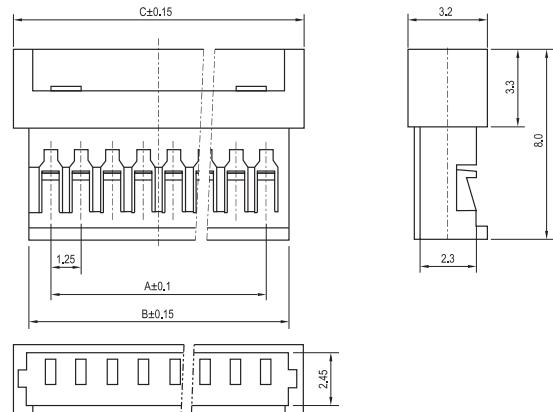


PCB板尺寸

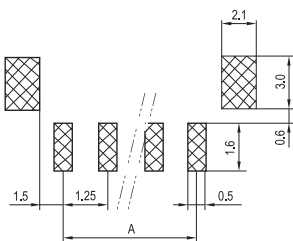
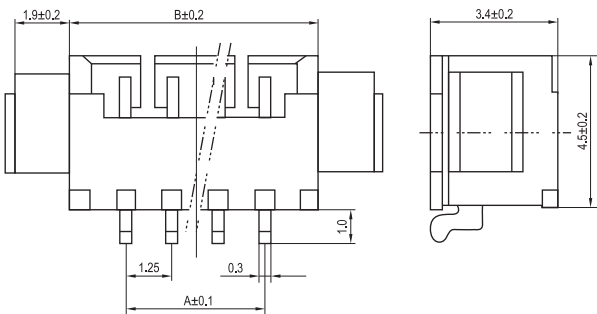
1.25-RT



1.25-R



1.25-WPB



A=(n-1)x1.25
B=A+3

PCB板尺寸

线数 Poles	型号 Type	尺寸 Dimensions(mm)		
		A	B	C
2	1.25-2R	1.25	3.00	4.35
3	1.25-3R	2.50	4.25	5.60
4	1.25-4R	3.75	5.50	6.85
5	1.25-5R	5.00	6.75	8.10
6	1.25-6R	6.25	8.00	9.35
7	1.25-7R	7.50	9.25	10.60
8	1.25-8R	8.75	10.50	11.85
9	1.25-9R	10.00	11.75	13.10
10	1.25-10R	11.25	13.00	14.35
11	1.25-11R	12.50	14.25	15.60
12	1.25-12R	13.75	15.50	16.85
13	1.25-13R	15.00	16.75	18.10
14	1.25-14R	16.25	18.00	19.35
15	1.25-15R	17.50	19.25	20.60

端子 Terminal

型号 Type	适用线规 Applicable wires		电线外径 O.D of wire ins
	mm ²	AWG#	mm
1.25-RT	0.032~0.08	32~28	0.5~1.0

安装尺寸 Mounting Measurement

